

Scaled data based on original data using
LM-79-08 Approved Method: Electrical and Photometric Measurements of Solid-
State Lighting Products

Test Report Prepared for
Cooper Lighting Solutions
(formerly Eaton)

Brand: INVUE

Report Number: P368009

Luminaire Tested: **MSA-SA3C-760-U-5WQ**

Issue Date: 12/2/2019

Test Information

Test Method: LM-79-08
Report Number: P368009
TEST IS SCALED FROM IESNA LM-79-08 TEST DATA (G2-1910-543-4)
Test Lab: INNOVATION CENTER
Issue Date: 12/2/2019
Manufacturer: COOPER LIGHTING SOLUTIONS (FORMERLY EATON)
Product Line: INVUE
Catalog Number: MSA-SA3C-760-U-5WQ
Description: MESA POST TOP DECORATIVE LUMINAIRE. (3) LIGHTSQUARES WITH 16 LEDS EACH AND TYPE V WIDE OPTICS.
Light Source: -
Ballast/Driver: ELECTRONIC DRIVER

Summary

Lumens per Lamp: N/A
Luminaire Lumens: 19530 lumens
Efficiency: N/A
Efficacy: 117.7 lumens/watt
Luminous Opening: Rectangular (W 1' x L: 1' x H: 0')
IES Classification: Type V - Short
BUG Rating: B5 - U0 - G3

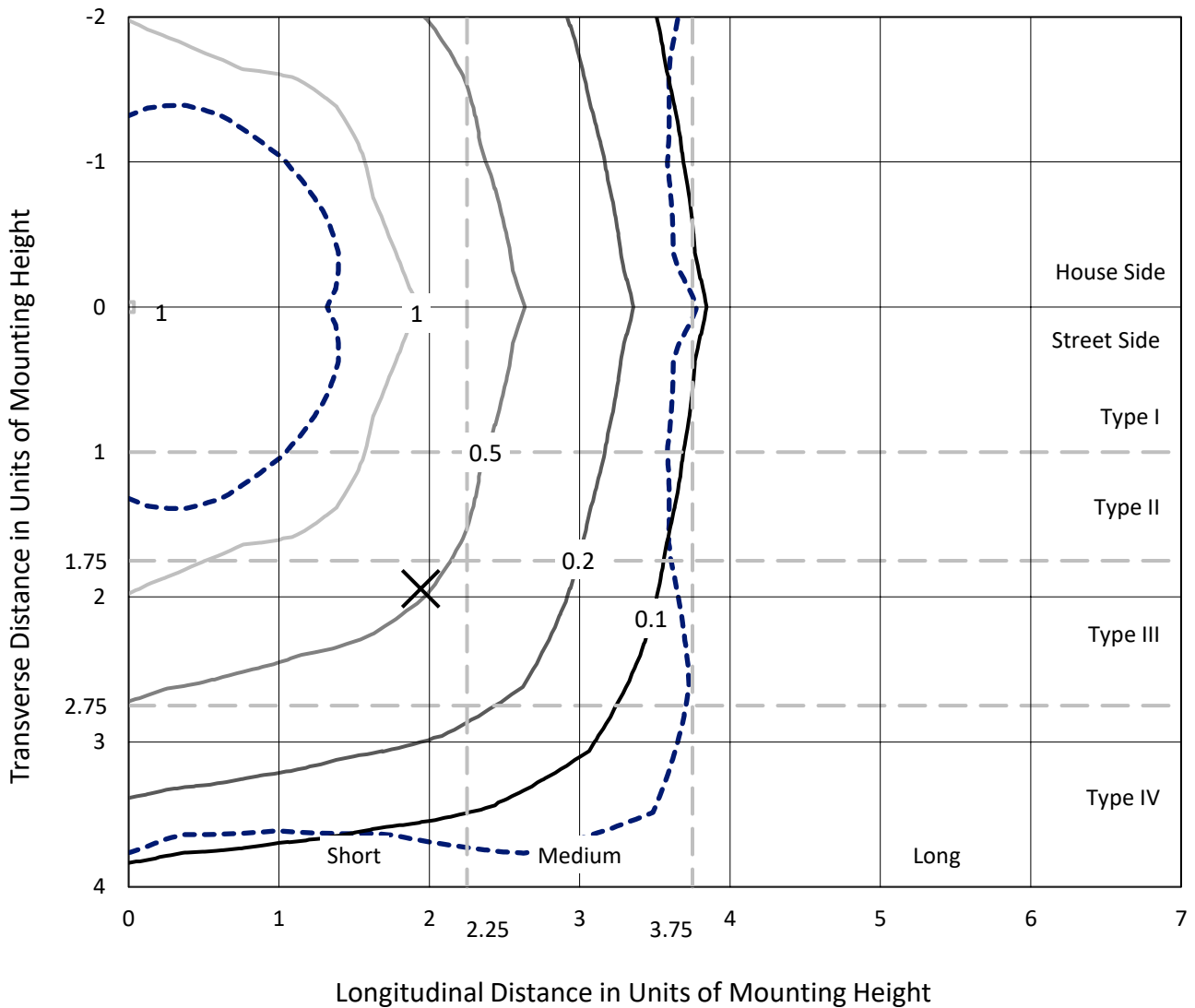
Input Watts (W): 166
Input Voltage (V): NR
Input Current (Ain): NR
Voltage Rise (V): NR
Power Factor: NR
Total Harmonic Distortion (THDi): NR
Frequency (hertz): 60
Stabilization Time: NR
Operation Time: NR
Ambient Temperature (°C): NR
Test Distance: 28.75 FT



REPORT NUMBER: P368009
 CATALOG NUMBER: MSA-SA3C-760-U-5WQ

Iso-Footcandle Lines of Horizontal Illumination

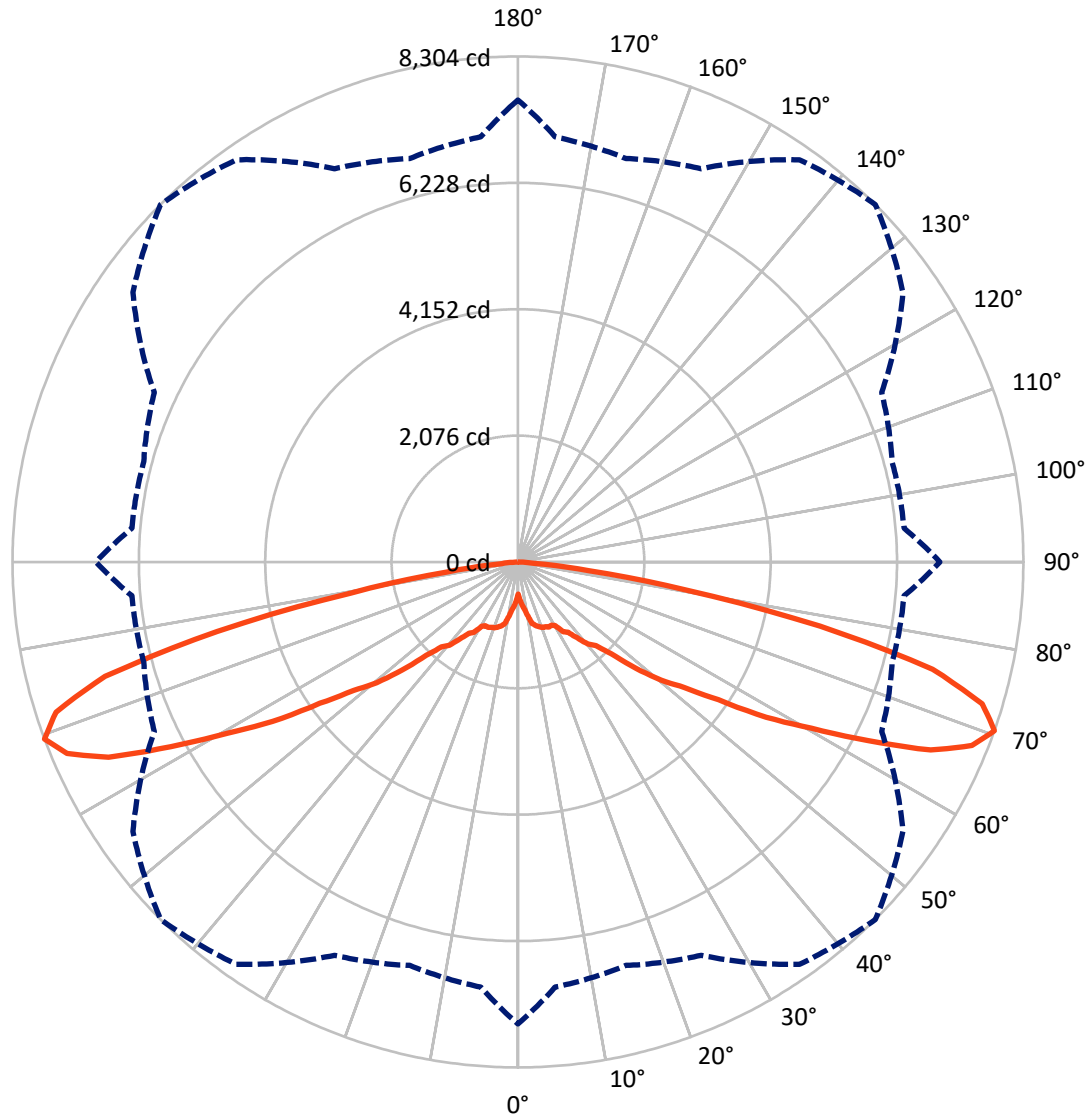
✕ Max cd
 - - - 1/2 Max cd



Based on 25 foot mounting height. Maximum calculated value = 1.7 fc
 Type V - Short - N/A

REPORT NUMBER: P368009
CATALOG NUMBER: MSA-SA3C-760-U-5WQ

Luminous Intensity Polar Plot



— Vertical Plane Through 45-Deg Lateral - - - Horizontal Cone Through 70-Deg Vertical

REPORT NUMBER: P368009
 CATALOG NUMBER: MSA-SA3C-760-U-5WQ

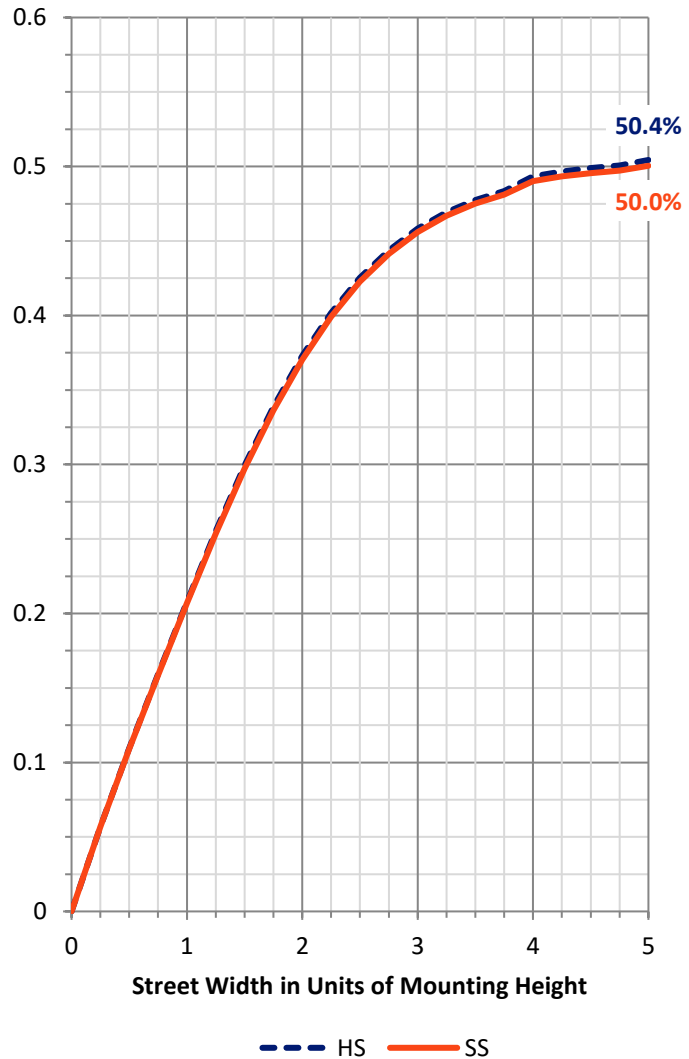
FLUX DISTRIBUTION:

		Downward	Upward	Total
House Side	Lumens	9765.0	0.0	9765.0
	% Fixture	50.0	0.0	50.0
Street Side	Lumens	9765.0	0.0	9765.0
	% Fixture	50.0	0.0	50.0
Total	Lumens	19530.0	0.0	19530.0
	% Fixture	100.0	0.0	100.0

ZONAL LUMENS:

Zone	Lumens	% Fixture
0°-10°	76.8	0.4
10°-20°	307.4	1.6
20°-30°	581.2	3.0
30°-40°	1012.4	5.2
40°-50°	1935.4	9.9
50°-60°	3752.9	19.2
60°-70°	6571.5	33.6
70°-80°	4938.9	25.3
80°-90°	353.4	1.8
90°-100°	0.0	0.0
100°-110°	0.0	0.0
110°-120°	0.0	0.0
120°-130°	0.0	0.0
130°-140°	0.0	0.0
140°-150°	0.0	0.0
150°-160°	0.0	0.0
160°-170°	0.0	0.0
170°-180°	0.0	0.0
0°-90°	19530.0	100.0
0°-180°	19530.0	100.0

Coefficient of Utilization



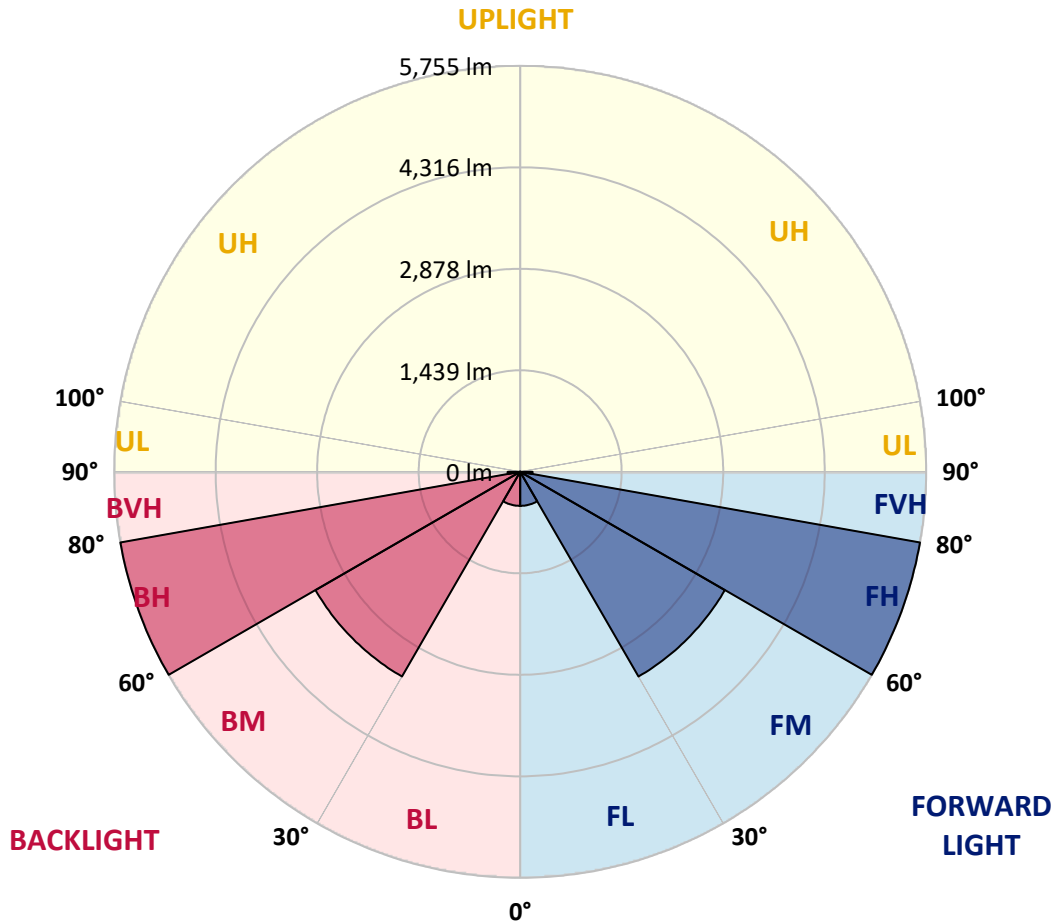
REPORT NUMBER: P368009
 CATALOG NUMBER: MSA-SA3C-760-U-5WQ

LUMINAIRE CLASSIFICATION SYSTEM LUMEN TABLE AND BUG RATING:

Zone	Lumens	% Fixture	Zone Rating/Lumen Limit		
			B	U	G
FL (0°-30°)	482.7	2.5			
FM (30°-60°)	3350.4	17.2			
FH (60°-80°)	5755.2	29.5			G3/7500
FVH (80°-90°)	176.7	0.9			G2/225
BL (0°-30°)	482.7	2.5	B1/500		
BM (30°-60°)	3350.4	17.2	B3/5000		
BH (60°-80°)	5755.2	29.5	B5		G3/7500
BVH (80°-90°)	176.7	0.9			G2/225
UL (90°-100°)	0.0	0.0		U0/0	
UH (100°-180°)	0.0	0.0		U0/0	

BUG Rating: B5-U0-G3

Type V Short





REPORT NUMBER: P368009

CATALOG NUMBER: MSA-SA3C-760-U-5WQ

CANDELA DISTRIBUTION (FULL):

	0°	5°	15°	25°	35°	45°	55°	65°	75°	85°	90°
0°	528.1	528.1	528.1	528.1	528.1	528.1	528.1	528.1	528.1	528.1	528.1
2.5°	642.5	632.6	601.6	603.1	617.5	619.0	620.5	601.6	597.0	635.7	637.9
5°	816.0	793.3	770.5	761.4	747.8	709.9	751.6	756.1	765.2	794.8	808.4
7.5°	931.9	903.9	872.8	853.9	816.7	785.7	819.8	847.8	866.0	899.3	918.3
10°	953.9	937.2	935.7	902.4	895.5	906.9	904.6	905.4	932.7	933.4	944.8
12.5°	1022.8	1034.9	1011.5	1000.1	1006.9	1034.9	1012.2	1002.4	1009.2	1040.2	1027.4
15°	1113.0	1127.4	1091.8	1073.6	1055.4	1081.9	1058.4	1075.9	1097.8	1120.6	1109.2
17.5°	1213.0	1213.7	1165.3	1097.8	1113.7	1117.5	1109.2	1094.8	1157.7	1212.2	1206.9
20°	1267.5	1266.8	1183.4	1091.8	1138.7	1147.1	1139.5	1090.2	1185.0	1260.0	1257.7
22.5°	1323.6	1306.9	1206.9	1132.7	1150.1	1156.9	1139.5	1134.9	1206.9	1311.5	1310.7
25°	1353.9	1368.3	1258.4	1212.2	1197.8	1181.9	1197.1	1204.7	1273.6	1375.9	1346.3
27.5°	1448.6	1425.1	1273.6	1269.1	1238.7	1175.9	1228.1	1265.3	1269.1	1434.2	1464.5
30°	1534.2	1543.3	1341.8	1348.6	1293.3	1213.7	1294.8	1353.9	1365.3	1544.8	1541.8
32.5°	1625.1	1628.9	1463.0	1392.5	1369.1	1366.0	1335.0	1386.5	1475.9	1619.8	1625.9
35°	1763.0	1794.1	1571.4	1476.6	1447.1	1416.8	1444.1	1490.3	1573.6	1789.6	1774.4
37.5°	2079.0	2029.7	1807.0	1610.7	1591.0	1578.9	1600.9	1634.2	1804.7	2035.0	2105.5
40°	2299.4	2276.0	1972.9	1832.7	1708.5	1773.6	1722.1	1850.9	1991.8	2277.5	2322.9
42.5°	2641.1	2536.6	2225.2	2051.7	1922.9	1876.7	1905.5	2073.7	2253.2	2571.4	2660.8
45°	2969.2	2807.8	2541.1	2388.1	2192.6	2144.1	2182.8	2380.5	2588.1	2839.6	2997.2
47.5°	3304.1	3137.4	2844.2	2623.0	2463.1	2607.8	2481.3	2669.2	2876.0	3168.5	3308.6
50°	3651.8	3467.0	3177.6	2936.6	2923.0	3051.0	2899.5	2995.7	3187.4	3490.5	3655.6
52.5°	4051.1	3851.9	3562.4	3399.5	3431.4	3423.0	3392.7	3375.3	3564.0	3861.7	4057.9
55°	4526.2	4311.0	4079.9	4004.9	4092.8	3998.1	4042.8	4036.7	4064.0	4276.9	4506.5
57.5°	5100.5	4857.2	4625.4	4608.7	4721.6	4811.0	4731.5	4617.1	4569.3	4776.2	5039.1
60°	5824.0	5525.5	5270.9	5218.6	5540.6	5539.9	5467.9	5211.8	5193.6	5427.8	5744.4
62.5°	6623.3	6259.6	5981.6	5898.2	6402.8	6459.7	6235.4	5776.3	5870.2	6058.9	6434.7
65°	7302.2	6865.0	6605.9	6583.2	7199.9	7450.7	6955.2	6327.1	6357.4	6514.2	6921.1
67.5°	7744.6	7218.1	7012.0	7121.8	7888.6	8045.4	7584.8	6695.3	6587.7	6652.9	7139.3
70°	7589.3	7010.5	6862.0	7128.7	8066.6	8303.8	7720.4	6592.2	6363.4	6366.5	6931.7
72.5°	6412.7	5861.9	5932.3	6421.8	7645.4	7978.0	7093.1	5954.3	5486.1	5474.7	5987.7
75°	4240.5	3872.3	4150.4	4913.3	6355.9	7036.2	5877.0	4667.1	4079.9	3889.0	4285.2
77.5°	1854.7	1807.7	2041.8	2904.0	4333.0	5070.9	4210.2	3048.8	2219.1	1845.6	2016.1
80°	497.0	486.4	610.7	1101.6	2109.3	2792.7	2278.2	1216.0	634.9	462.2	490.2
82.5°	181.1	185.6	226.5	308.4	694.8	1175.9	756.9	355.3	240.2	197.0	197.0
85°	78.8	76.5	109.9	123.5	189.4	265.9	217.4	150.8	121.2	90.9	87.1
87.5°	21.2	26.5	37.1	38.6	49.2	40.2	57.6	53.0	45.5	31.8	25.8
90°	0.0	0.0	0.0	0.0	0.0	0.0	0.0	0.0	0.0	0.0	0.0

(END OF REPORT)